

# Contents

- 1 INTRODUCTION..... 2**
- 2 PRE-REQUISITES..... 2**
- 3 HOME PAGE..... 3**
  - 3.1 CREATE ACCOUNT ..... 3
  - 3.2 CREATE A POST..... 4
  - 3.3 LIST COMMENTS..... 6
- 4 COMMENTING ON A POST ..... 7**

# **1 Introduction**

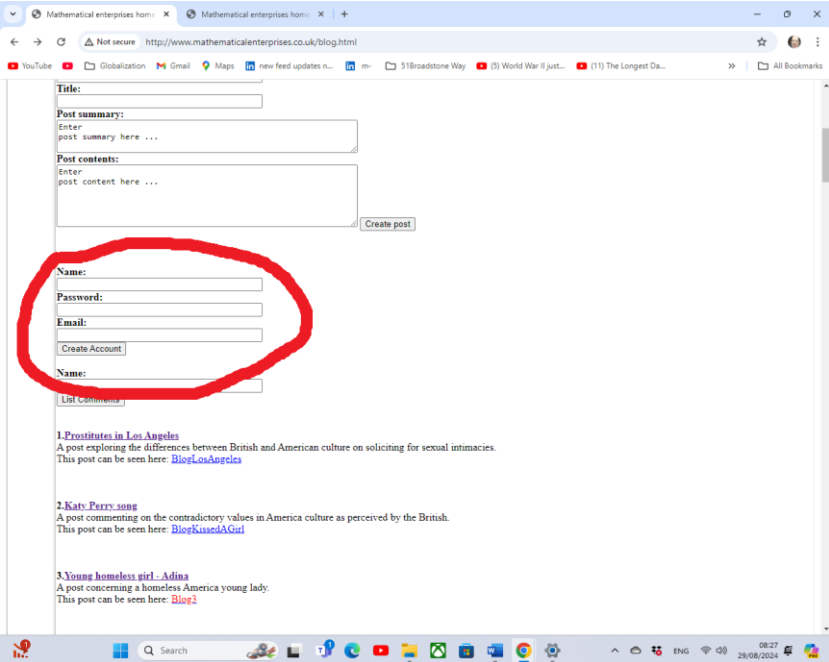
This is a manual for the use of the blog and Instant Messaging Software present at '[www.mathematicalenterprises.co.uk](http://www.mathematicalenterprises.co.uk)'. The software is started by clicking on the 'Blog' link on the left-hand menu.

## **2 Pre-requisites.**

1. A PC running Windows 7 or above.
2. A working internet connection.

## 3 Home Page

### 3.1 Create Account



The screenshot shows a web browser window with the address bar displaying 'http://www.mathematicalenterprises.co.uk/blog.html'. The page contains a 'Create Account' form with the following fields:

- Title:
- Post summary:
- Post contents:
- Create post button
- Name:
- Password:
- Email:
- Create Account button
- Name:
- List Comments button

Below the form, there are three blog posts listed:

- 1. Prostitutes in Los Angeles**  
A post exploring the differences between British and American culture on soliciting for sexual intimacies.  
This post can be seen here: [BlogLosAngeles](#)
- 2. Katy Perry song**  
A post commenting on the contradictory values in America culture as perceived by the British.  
This post can be seen here: [BlogKatusaGai](#)
- 3. Young homeless girl - Adina**  
A post concerning a homeless America young lady.  
This post can be seen here: [Blog1](#)

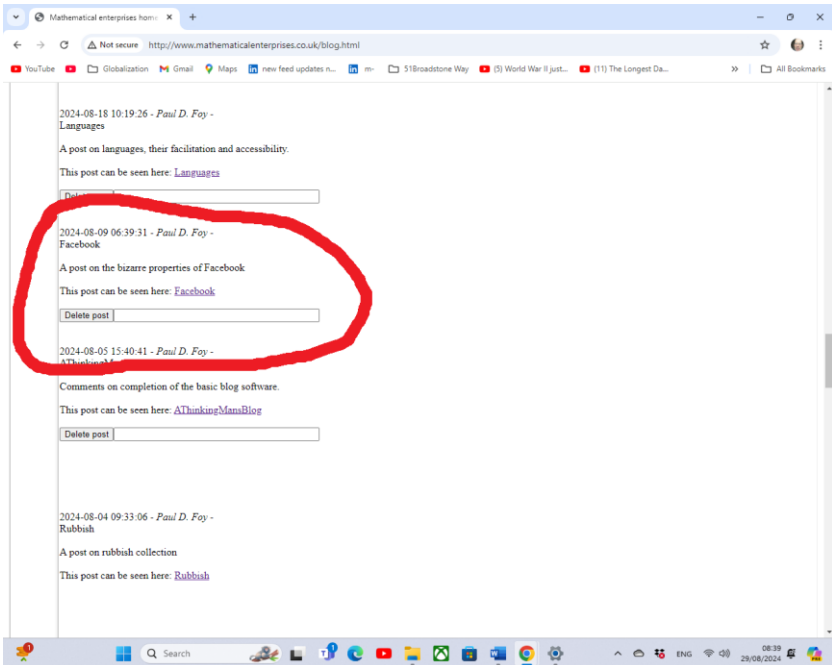
To create an account you must supply your name, a password and a valid email address. You must use letters and numbers only for the password (no special characters). Your name can contain spaces. If you forget your password, you must send an email (with the email you used to create the account) to 'paulfoy@mathematicalservices.co.uk' and ask for your password to be returned.

## 3.2 Create a Post

The screenshot shows a web browser window with the URL <http://www.mathematicalenterprises.co.uk/blog.html>. The page has a blue header with the text "Mathematical Enterprises". Below the header, there is a navigation menu with links for Home, Gallery, and Blog. The main content area contains a welcome message and instructions for creating a post. A red circle highlights the "Create a Post" form, which includes the following fields:

- Name:** A text input field.
- Password:** A text input field.
- Title:** A text input field.
- Post summary:** A text area with a placeholder "Enter post summary here ...".
- Post contents:** A text area with a placeholder "Enter post content here ...".
- Create post:** A button to submit the form.

A post is created by supplying the **Name** and **Password** you used to create the account and a title. No spaces and letters or numbers only in the title. A **Post summary** of the post can be provided which will act as an introduction to the post present on the blog's home page. Then talk about what you like in the **Post contents** section. The post is submitted by using the **Create post** button. Upon submission you will be directed to another page. To complete post submission press the browser back button and refresh the page. This is a common ending to hitting a button which is a little old fashioned but is common on this blog. The new post with its title will be displayed. You can go to the post by clicking the title:

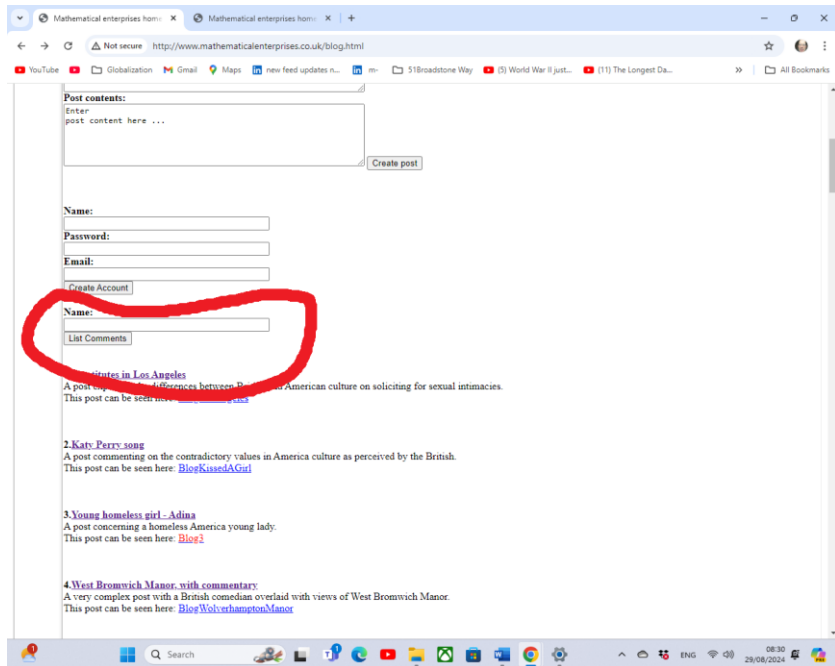


This directs you to a page (a new browser tab or window) where you can make comments.

A post can be deleted by using the **Delete post** button which resides under the link to the post. You must supply the password of the post creator. The post creator is shown above the link to the post (this is the name of the account holder) along with the date and time of post creation.

Only unnumbered posts can be commented on and only the more recent ones amongst these can be deleted. The blog went through a period of development in which new functionality was progressively added making older functionality obsolete. But old submissions were not generally deleted.

### 3.3 List comments



The comments of any user can be listed by using the **List Comments** button.

## 4 Commenting on a post

On the dedicated post page it is possible to make a comment on the post:

The screenshot shows a web browser window with the address bar displaying "http://www.mathematicalenterprises.co.uk/blog/posts/blogPaul%20D%20Foyfacebook.html". The page content includes a blog post by Paul D. Foy dated 2024-08-21 18:24:15. Below the post, there are two existing comments, each with a "Delete comment" button. A red circle highlights the "Post a comment" form, which includes fields for "Name:", "Password:", and "Comment:", a "Browse for file" button, and a "Post" button. The footer of the page mentions "Mathematical Enterprises Limited, Company Registered in England & Wales, no.: 14066977".

You must supply the **Name** of an account holder, the **Password** of the account holder and the text of the **Comment**. A file of less than 5MB can also be provided by adding it using the **Choose file** button. The comment is posted with the **Post** button. The comment is displayed along with the date and time of creation and the account name of the comment maker. A comment can be deleted using the **Delete comment** button by supplying the password of the comment maker.

Paul D. Foy  
Mathematical Services

September 2025